

Variation von Adam Blacks A-Wing / Variation of Adam Black's A-Wing

Jens-Helge Dahmen, 11/2008

1 20x20,cm

2 1/4

3 1/8

4 1/16

5

6

7

8

9 2 Gegenbrüche nach innen.
2 inside reverse folds.

10 Nur die obere Klappe falten.
Fold the top flap only.

11 In die Tasche stecken.
Put into the pocket.

12

13 2 Gegenbrüche nach innen.
2 inside reverse folds.

14

15 Quetschfalte.
Squash fold.

16

17 Gegenbruch nach innen.
Inside reverse fold.

18 Die kleine Lage herausziehen.
Pull out the little layer.

18

19 Gesamtansicht folgt.
General view follows.

20 16-19

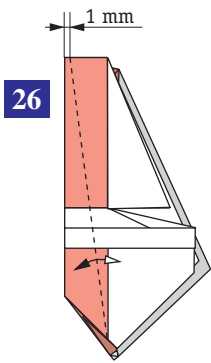
21

22 45°
Gegenbruch nach innen.
Inside reverse fold.

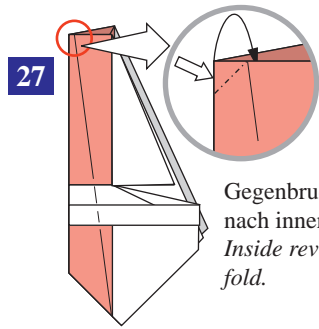
23 Gegenbruch nach innen.
Inside reverse fold.

24 Gesamtansicht folgt.
General view follows.

25 1 mm

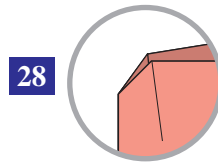


26



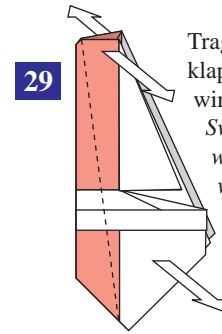
27

Gegenbruch nach innen.
Inside reverse fold.



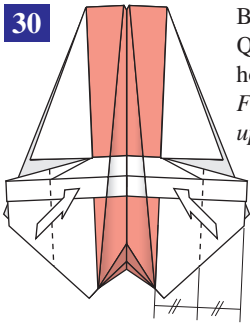
28

Gesamtansicht folgt.
General view follows.



29

Tragflächen aufklappen: Das Modell wird räumlich.
Swing open the wings: The model will be 3-dimensional.

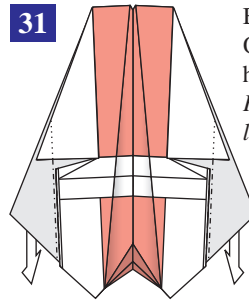


30

Beide oberen Querruder hochklappen.
Fold up both upper ailerons.



back view

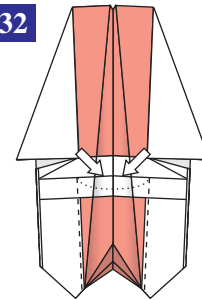


31

Beide unteren Querruder herunterklappen.
Fold down both lower ailerons.

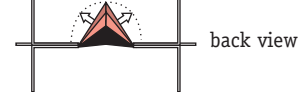


back view

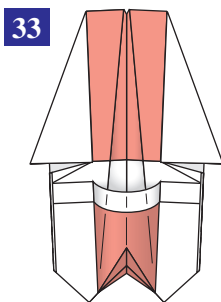


32

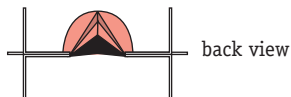
Die Kanzel wölben.
Curve the cockpit.



back view



33



back view

