

2008 Edition
Infantry
Reference
Guide
Longstreet's Corps

Commander & Staff Listing
General Orders
Color Guard
Field and Headquarters forms

Issued March 5, 2008 By Order of



Major Gen. G. W. Cornett

Commanding, Longstreet's Corps Infantry



LONGSTREET'S CORPS INFANTRY 2008 REFERENCE GUIDE

Corps and Battalion Commanders & Staff
General Orders
Staff Duties
Colors
General Notes
Headquarters & Field Message Forms
Forms 1 and 2 (In separate attachment)

Acknowledgements and Special thanks to:

- Colonel Greg Gallion, Chief of Staff, Longstreet's Corps for contributing to the Staff Duties Section
- Captain Jerry Markham, 11th Virginia Infantry Co. G, for the Section on the Color Company
- Major Eric Powell for his suggestions

NOTE: Revised reprint of original General Order #1, dated 8 March 2006

LONGSTREET'S
CORPS



Section 1. Corps and Battalion Commanders & Staff

CORPS STAFF

Commander:	Major General Dave H. Cornett
Chief of Staff:	Colonel Greg Gallion
Adjutant:	Colonel Tony Zusman
Senior Aide de Camp:	Colonel KC Meadows
Sergeant Major:	Sgt. Major Johnny Glazebrook

1ST BATTALION

Commander:	Brevet Colonel Tim Smith
Chief of Staff:	To be Assigned
Adjutant:	Major Eric Powell
Sergeant Major:	Sgt. Major Jack Marahrens

2ND BATTALION

Commander:	Brevet Colonel Jerry Markham
Chief of Staff:	To be assigned
Adjutant:	Major Charlie Knight
Sergeant Major:	Sgt. Major Ben Narduzzi

3rd Battalion: To be formed dependent upon the size of the event as ordered by Gen'l. Cornett. The designated 3rd Battalion Commander will choose his staff to be comprised of the positions identified above.

Notes:

Corps and Battalion Staffs are permanent assignments that are assigned by the Corps and Battalion Commanders. In the absence of a commander, a Brevet Commander will “inherit” the assigned staff



Section 2. General Orders

Longstreet's Corps Infantry Headquarters General Order No. 1

1 March 2008

1. Posting of Colors. Colors will be posted and retired on a daily basis by the designated color guard. Corps Headquarters will designate the responsible Battalion. The assigned Battalion Adjutant will designate the responsible company. Colors will be posted at 0730 and retired at near sunset. Battalion Commanders will assure that posting and retiring the colors will be a formal and practiced ceremony at the Corps/Battalion HQs.

2. Posting camp guards. When ordered by the Corps Chief of Staff, Adjutant, or Inspector General, Battalions will post guards at the entrance and critical posts to guard the infantry camp. Times for posting guards will be dictated by the tactical situation.

3. Posting of Corps Headquarters Guard. As ordered by the Corps Chief of Staff, Adjutant, or Inspector General, a Corps Headquarters Guard will be provided during the hours that spectators have access to the Camp. Battalion Commanders will assure that guards and the ceremony for relieving the guards is performed in accordance with Gilham's Manual.

4. Battalion Officer/NCO of the day. To insure that responsible command is available to respond to company and headquarters requirements, Battalion Commanders shall insure a Battalion Officer and NCO of the day are designated before the commencement of an event. The names of these individuals will be provided in advance to the Corps Chief of Staff.

5. Inspections. Battalion Commanders shall conduct routine uniform, knowledge and weapons inspections. This may include asking each individual a question about general knowledge. The Infantry Sergeant Major will make unscheduled visits to companies to determine the effectiveness of these inspections and make recommendations to the commanders. Safety inspections require the appropriate form to be completed before deploying to the battle site. These completed forms shall be provided to the Corps Ordnance Officer as soon as possible after weapons' safety inspection.

6. Pay Call for the Corps. Pay call may be conducted at Corps events, when practicable. The Corps Adjutant will be responsible for pay call and instituting innovative ideas such as inscribing a message on a representative number of bills or all of them to denote event/date. The various ladies' auxiliaries will be enlisted to assist. The Corps Headquarter will provide script.

7. Letters from home. Battalion Commanders will be requested to impose upon the ladies auxiliaries to develop a set of personal or generic letters from home for mail call. Each company will be encouraged to provide letters for their people, and provide to the Corps Staff for distribution.

8. Morning Report. Unless otherwise directed, morning reports from Battalion Commanders will be provided to either the Adjutant or Sergeant Major by 0700. Morning reports will be on the appropriate forms. The Sergeant Major will complete the Brigade form and provide to the Adjutant for review. The Chief of Staff will deliver the Brigade report to the Corps Adjutant.

9. Skirmishers/Flankers on all movements to contact. This will require Battalion commanders to coordinate with the deployed company to ensure that the commander's intent is followed. The company selected to perform skirmish drill will be determined by each Battalion Commander on the first evening of the event. Battalion commanders will insure that the skirmish duty is performed in accordance with Gilham's manual and other period manuals as appropriate.



Section 3. Battalion Staff Duties

This section provides general guidance to Battalion Staff Officers regarding duties. Battalion Commanders may modify or augment as necessary including delegation to subordinate staff.

Chief of Staff. Rank: Lieutenant Colonel

Chief administrator for all Battalion affairs and assists Battalion Commander in connection with managing the battalion in camp and in the field as directed.

Manages Battalion Commander communications up and down the chain of command

Preparation of written orders

Maintains Battalion log book

Coordination of staff meetings

Screens visitors to Battalion Headquarters

Attends Division, Corps and Army staff meetings with the Battalion commanders and stands in his stead whenever he is unable to be present.

Adjutant. Rank: Major

Administrator for Battalion paperwork and assists Chief of Staff with correspondence and other duties as directed

Responsible for morning reports

Directing actions associated with pickets, guards and provost duties

Assures Colors are properly posted and retired (see separate section herein)

Quartermaster responsibilities

Training of subordinate staffs in performance of their duties

Battalion Inspections

Battalion Dress Parade

Judge Advocate in Battalion Courts Martial and Courts of Inquiry

Battalion Safety Officer

Right guide for the battalion when deployed

Battalion Sergeant Major.

Senior enlisted NCO for the Battalion, looking after the welfare, conduct, training, development, and deportment for all enlisted personnel.

Represents the interests of all enlisted personnel to the Battalion Commander

Assists the Chief of Staff with paperwork, relaying orders, posting pickets and guards and overall maintenance of good order

Directs Battalion couriers

Assists the Adjutant with preparing for parade

Assists with inspections and safety responsibility

Applies professional knowledge in the operations of battalion in the field

Left guide for the battalion when deployed



Section 4. Colors

A Color Company consists of the Color Guard along with regular infantry. To be selected as the Color Company is among the highest honors in the military. You, as the Color Company not only represent your unit but also your regiment, battalion, brigade, division and most important your country. Being selected as Color Company should swell the heart with pride, emotion and devotion to serve and be willing to give your all in that service.

Typical infantry companies (for reenacting) consist of a Captain, or a Lieutenant, or both, NCO's (i.e. 1st Sgt., Corporals) along with a compliment of Privates. Ideally and numerically an infantry company should have 20 – 30 members.

Within the Color Company is the "Color Guard." The Color Guard is typically made up of NCO's to include one Color Sergeant and the remaining are Corporals. For reenacting purposes the ranks of the Color Guard are brevetted. The Color Guard will contain 6 or 9 members. Any fewer than that number will be considered inappropriate.

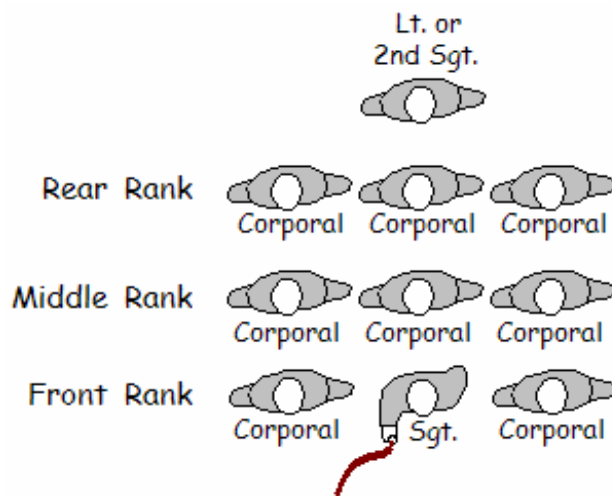
The honor of being the Color Sgt. has to be the highest honor paid to an individual within the ranks of the enlisted. The Color Sgt. is in charge of the Color Guard and only relinquishes command to the 1st Sgt. or the commanding officer of the Company. The honor and privilege of carrying "The Flag" is supreme. This individual will at all cost protect "The Flag." This individual has the respect of all the men within his unit, regiment and battalion. All eyes are on this individual; the command structure is dependent on this individual for leadership, resolve, courage, and unwavering devotion to duty, honor and country.

Color Guard Alignment and Weapons:

As previously stated the Color Guard consists of 6 or 9 soldiers. The preference would be on the 9 to be more militarily correct.

The Color Sgt. is the only individual in the Color Guard allowed to carry a side arm (i.e. pistol, NCO sword). All the other members will carry a standard issue 3 band, rifled musket weapon with standard leather gear and bayonet.

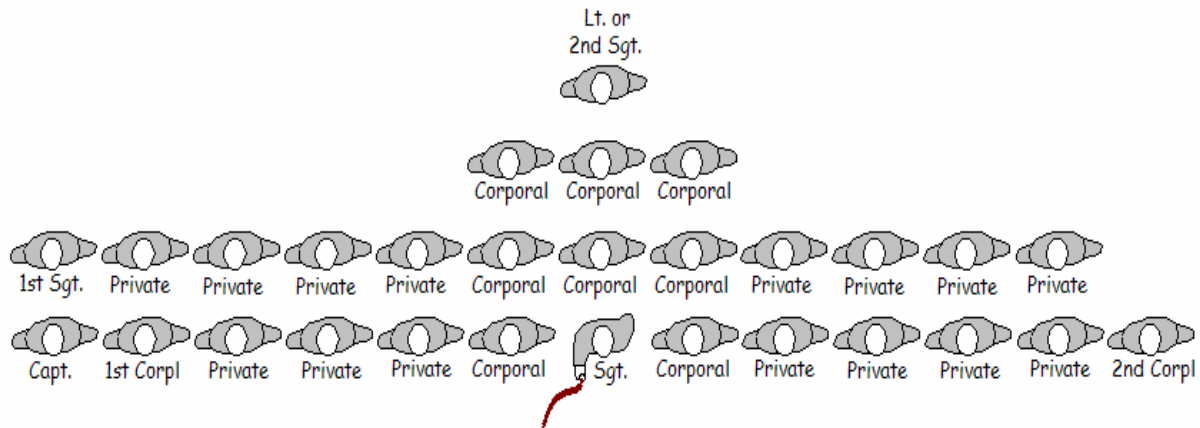
The alignment will be three ranks or rows of three. A front, middle and rear rank make up a Color Guard formation.





The Color Guard **will** be the **First** to any formation as they are the “Center” of the battalion. At “*First Call*” the Color Guard should be on line, under arms with bayonets fixed, the Colors proudly displayed, and aligned properly in the location designated for the formation. At the discretion of the Color Company commander, the company can form as a unit and march out to the designated location or the Color Guard can, under the leadership of the Color Sgt., march to the location and the remainder of the company join them later.

Alignment as a Color Company is as follows:



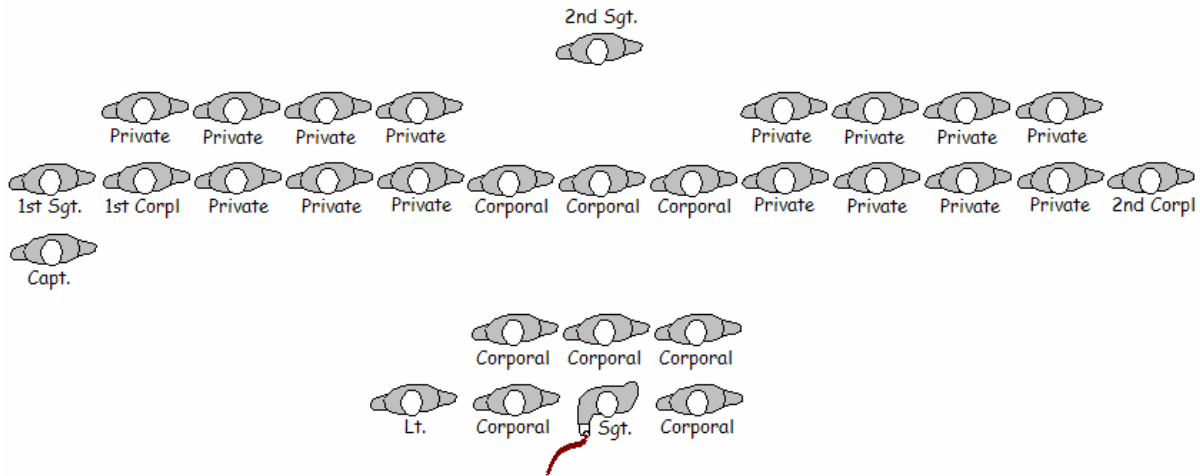
Color Company Alignment Diagram

Maneuvering the Color Company will be essentially the same as a regular company. The primary difference will be in the “Facing” movements. To go from a “Company Front” to column of fours, “*Right - Face*” would be the preparatory and execution command. That still applies to the “Color Company.” However, the “Color Guard” as directed by the Color Sgt. will be given the command “*Right Center Wheel - March.*” This will also apply for “File” movements. The Color Guard will wheel rather than move in a file (left or right). Flank, oblique, and wheel movements will be done as a unit.

Battle Line & Commands:

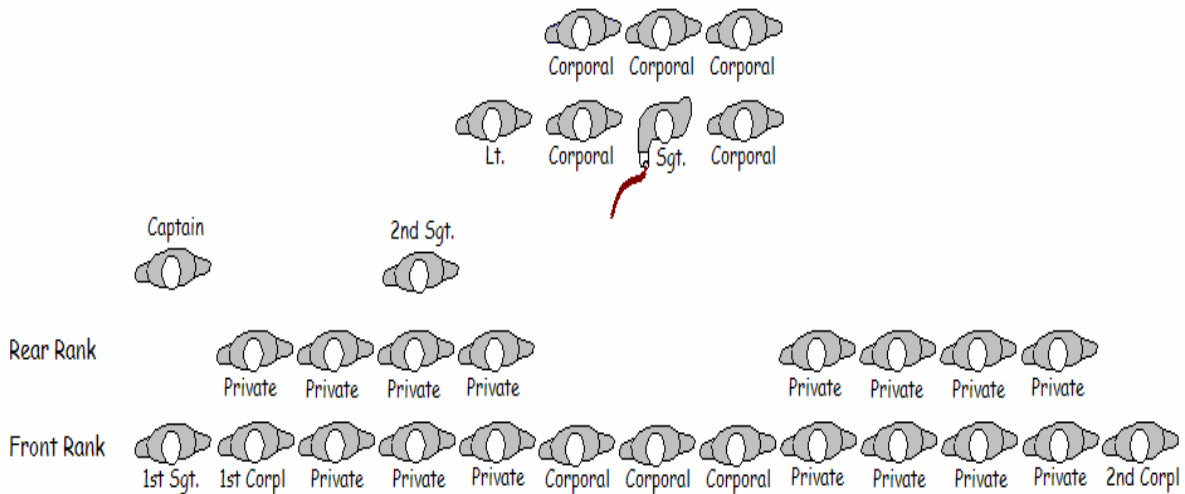
In a battle line front, the formation will be same as in the above alignment diagram. The remaining companies in the battalion will be formed on either side of the “Color Company.” At the command of the battalion commander “*Prepare to Advance*” – the front and middle rank of the Color Guard will step out approximately 6 paces in front of the company and battalion. The third rank of the Color Guard will move to the front rank of the company and align itself accordingly. On the command “*March*” the Colors will step off at the common step. The Color Sgt. will be responsible for maintaining the alignment.

If the Color Company is large enough numerically and if a Lieutenant is available, that officer can be, if designated by the company commander, placed in charge of the Color Guard. At which time during an advance the Lieutenant will also move out with the Colors. His position will be at the right of the front rank. He also can be the eyes of the Colors to maintain direction and alignment preventing the Colors from drifting.



Color Company Advancing Diagram

At the command “*Halt*” – the Colors (front two ranks) automatically will make their way approximately 6 paces to the rear of the Color Company and align in the center, facing to the front. The individual in command of the Color Guard will command “*Colors to the rear.*” The third rank will remain in its position with the company during the firing.



Colors to the Rear Diagram

This sequence can and most likely will be repeated several times during an advance until and objective is reached and the enemy routed. However, if in the event the reverse occurs, the “Colors” become the rallying point for any command. Battalion or Corps command will request the Colors move back to a point on the field where the command can rally.



Posting and Retiring of Colors

Posting –

If the Colors have been retired from the previous evening, it will be the responsibility of the Color Sgt. and two Corporals of his choosing to recover the Colors from its place of rest. The Flag will be unfurled. This recovery and unfurling will be accomplished with respect and reverence.

The Color Guard will be formed. If a Lieutenant is not available to command the detail, the Company commander will take charge of the Color Guard. In addition the 1st Sgt. of the Company will be present in the formation at the pleasure of the commanding officer. The 1st Sgt. will be at the right of the Corporal in the “Front Rank.”

Posting of the Colors will be at the HQ of the Battalion or higher command (i.e. Corps HQ). Out of respect to the Colors and the Color Guard, the officers and subordinates at H.Q. will be present for the posting. It is at the HQ Commander’s pleasure if he and the subordinates will be under arms or in proper military dress. The typical sequence will be as follows:

The Color Guard will position itself in front of where the Colors are to be posted.

Color Guard Commander – “*Halt*”

Commander will instruct the 1st Sgt. to announce Colors

1st Sgt. – “Longstreets Corps, 1st Battalion, C-O-L-O-R-S” (example)

Commander – “*Color Sgt. Post Colors*”

Color Sgt. steps out to “Post Colors”

Commander – “*Present – Arms*”

Color Sgt. – once Colors are posted, he will take one step back, and salute the flag

Commander – “*Shoulder - Arms*”

Color Sgt. - will right about face and return to his position in the Color Guard.

Once Color Sgt. has returned to the formation and the post ceremonies completed, the Color Guard will march, under its commander, to its place in the camp.

Typically the Colors will be posted by 7:30 A.M. every morning. They will also be posted following every formation (i.e. Dress Parade, battles) during the course of the day.

Retrieve Colors -

Once the Colors are posted it is the responsibility of the Color Guard to retrieve the Colors for each formation. The sequence is much the same as posting the Colors, retrieving is as follows;

The Color Guard will position itself in front of the Colors

Color Guard Commander – “*Halt*”

Commander – “*Color Sgt. Retrieve Colors*”

Color Sgt. steps out to retrieve Colors

Commander – “*Present – Arms*”

Color Sgt. – will salute the flag, remove flag from mount/holder, about face and return to his position in the Color Guard.

Commander – “*Shoulder - Arms*”

Rule of thumb – if a formation, such as the morning parade is schedule for 8:30 A.M. the Colors need to be retrieved no later than 8:15 A.M.



Retiring -

Same formation and command structure as for posting of Colors shall be required.

The Color Guard will be formed. If a Lieutenant is not available to command, the Company commander will take charge of the Color Guard. In addition, the 1st Sgt. of the Company will be present in the formation at the pleasure of the commanding officer. The 1st Sgt. will be at the right of the Corporal in the "Front Rank."

Retiring of Colors will be at the HQ of the Battalion or higher command (i.e. Corps HQ). Out of respect to the Colors and the Color Guard, the officers and subordinates at HQ will be present for the posting. It is at the HQ Commander's pleasure if he and the subordinates will be under arms or in proper military dress. The typical sequence will be as follows:

The Color Guard will position itself in front of where the Colors are to be retired

Color Guard Commander – *"Halt"*

Commander will instruct the 1st Sgt. to announce Colors

1st Sgt. – "Longstreets Corps, 1st Battalion, C-O-L-O-R-S" (example)

Commander – *"Color Sgt. Retire the Colors"*

Color Sgt. steps out to Retire the Colors

Commander – *"Present – Arms"*

Color Sgt. - Color Sgt. will salute the flag, remove flag from mount/holder, about face and return to his position in the Color Guard.

At which time the 1st Corporal (Corporal to the Color Sgt.'s right in the front rank) will return his weapon smartly to "Order Arms", Ground his weapon, Step out two paces and halt,

Two left faces where he will be facing the Color Sgt.

Color Sgt. will hold the flag up, turn the flag and pole 90 degrees

The 1st Corporal will step forward as necessary.

He then will grasp and hold the end of the flag,

The Color Sgt. with the canton end of the flag will begin to furl the flag.

The 1st Corporal will step forward as necessary until this sequence is completed.

(Optional – if a sock is available the 1st Corporal will cover the furled flag)

Color Sgt. will rotate the Colors to the perpendicular position.

The 1st Corporal will salute, step back, and return to his position in line,

Retrieving his weapon and smartly come to "Present Arms"

Commander – *"Shoulder - Arms"*

At this point, once the Colors are furled, they will be presented by the Color Sgt. to the HQ representative responsible for storing the flag (i.e. Sgt. Major, Adj.).

Protocol for receiving the Colors will be established by the HQ commanding Officer

Once completed the Color Guard will march, under its commander, to its place in the camp.



Section 5. General Notes

1. Posting of Colors:
 - a. In accordance with General Order No.1, the Corps wishes to formalize the posting of colors in accordance with Gilham's Manual.

2. Battalion Structure & Camp Setup: Camp set-up is facilitated when companies identify their numbers sufficiently in advance to permit proper planning. To enable this, the following actions will be implemented:
 - a. Battalions: The Corps Chief of Staff will work with Battalion Commanders to obtain commitments during February for all Corps and Corps Sanctioned events. This will enable early selection of alternate Battalion Commanders in the event that the current Commanders may not be available for an event.
 - b. Companies: Four to five weeks prior to an event the Corps Chief of Staff will solicit a call for numbers. Based upon the numbers received, approximately two weeks prior to the event the Chief of Staff will work with the Corps Adjutant to assign companies to battalions and identify camp set-up assignments.

3. Infantry Drill:
 - a. Drill: The Infantry shall drill after parade at every event with emphasis on drill as follows: 40 minutes company drill; followed by 20 minutes of battalion drill.
 - b. Repeating Commands: Company commanders are responsible for training NCO's proper protocol for repeating commands.

4. Chief Musician: Colin Hester has been appointed as the Corps Chief Musician and has requested that company commanders poll their membership and obtain names of interested musicians and the type of instruments played. Please forward this information to Colin so that he may be able to organize, educate and train as required.

INFANTRY HEADQUARTERS,

Date: 186 ., o'clock, .M.

To:

Commanding

INFANTRY HEADQUARTERS,

Date: 186 ., o'clock,. . M.

To:

Commanding

CONFEDERATE STATES OF AMERICA

ARMY FIELD MESSAGE

Date: , 186 ,

From:

To:

CONFEDERATE STATES OF AMERICA

ARMY FIELD MESSAGE

Date: , 186 ,

From:

To: