

Bloat

Bloat Kills - An Extreme Medical Emergency

Bloat is an abnormal accumulation of air, fluid and or foam in the stomach.

As the stomach fills with fluid or/and air, it twists between its two anchors

Everything becomes trapped in the stomach, cannot vomit or belch so problem intensifies

Pressure builds, veins in the abdomen become enlarged and compressed

Blood flow is restricted

Low blood pressure

Dangerous cardiac problems and shock

Stomach lining breaks down due to lack of circulation

Toxins are created

In some cases, the stomach will actually rupture.

Spleen, bowel, liver, and pancreas all may be affected

Symptoms

If you see any of these signs be aware of the possibility of bloat:

- Gagging unsuccessful attempts to vomit
- Foam/slimy mucous around mouth and lips
- Distended hard stomach, sounds hollow when thumped
- Accelerated heart beat and weaken pulse
- Anxiety, restlessness, whiny
- Pacing, refusal to lay down
- Heavy panting, salivating, or drooling
- Discoloured gums (very red early stages, blue or white late stages)
- Weakness and collapse

Causes

No definitive cause has been identified.

For reasons unknown the stomach's contractions lose their regular rhythm. Food, air and gas are then trapped in the stomach, which leads to torsion.

Early signs

Keep a supply of antacid close, Maalox* is excellent.

If you can't get the medication down, your pet is too far gone

30 Minutes is a time line for getting your pet to the Vet

If this is not possible, tubing your pet may be the only chance

Early signs of bloat...Acupuncture Pressure Point Help

Knowing the Acupuncture Pressure Point may help

Massage the point



4 finger breadths below the knee joint



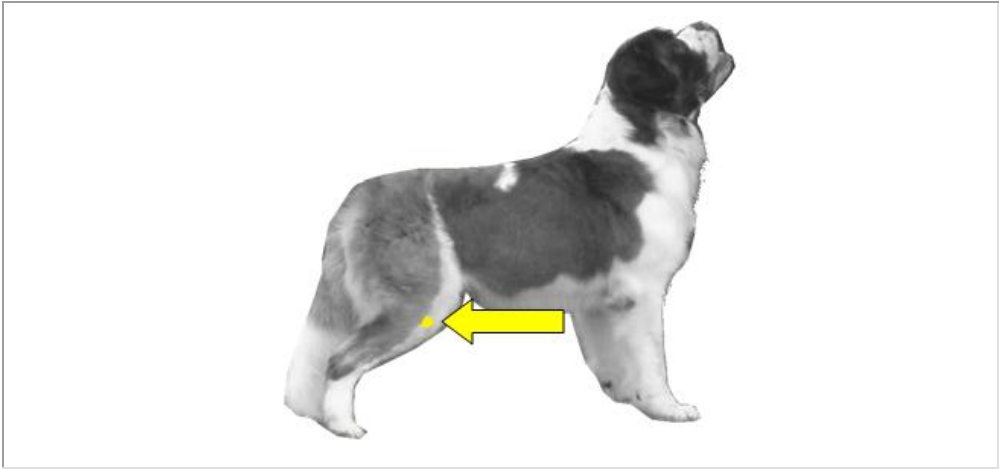
1 finger breadth lateral (to the side) of the tibia bone



You should feel a depression in the muscle



Poke, rub, use a pointer laser to stimulate while getting to the vet



Acu point-Stomach 36-bloat point



Emergency point for shock, pain midline between nostrils where hair ends, nose begins. A series of sharp jabs at this acupoint with your fingernail or with a needle will stimulate the body's production of the fight-or-flight hormone, adrenaline (also called epinephrine), and the chances of the animal reviving will greatly improve.

Never stimulate this point on a conscious animal or you risk getting a nasty bite.

You may use it on newborn pups that are having difficulty breathing.

The acu pressure point causes the gastrointestinal tract to start to contract and move and expels built up gas before torsion can occur.

Massage on route to vet, see above images for acu point to help with bloat.

If torsion has occurred, massaging will not help.

Tubing

A bloat kit provides all the items needed to tube your dog if you are more than 30 minutes away from Vet help

Ask your Vet early to teach you to use the tubing method in case of emergencies, especially if you have a breed that is vulnerable to torsion

Even if you successfully tube your pet, **EXPERT MEDICAL ATTENTION IS STILL NEEDED**

Tubing just bought you time to get your pet to the Vet.

Bloat Emergency Kit

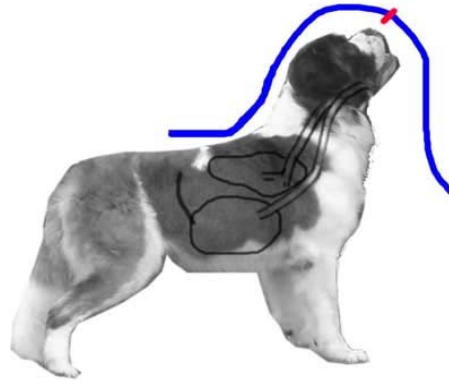
- 1/2 inch tubing
- 1/4 inch tubing
- Electrical tape
- Soft nylon cord
- 2X2X8 inch block of wood with a hole in the center
- water soluble lubricant
- Freezer Bag to put your ready kit with your dogs name on the outside as each tube that has been marked will be different for each dog.

Tubing How To:

This is an emergency procedure to get you and your dog to the Vet!

Remain calm and call the nearest Vet to let them know you are on the way with a bloat case.

Take the 1/2 inch tubing and run it over the back of your dog, mark the spot from the tip of the nose to the last rib, this will create a guide to the tube getting into the stomach. (This should be done as soon as you get your bloat kit).

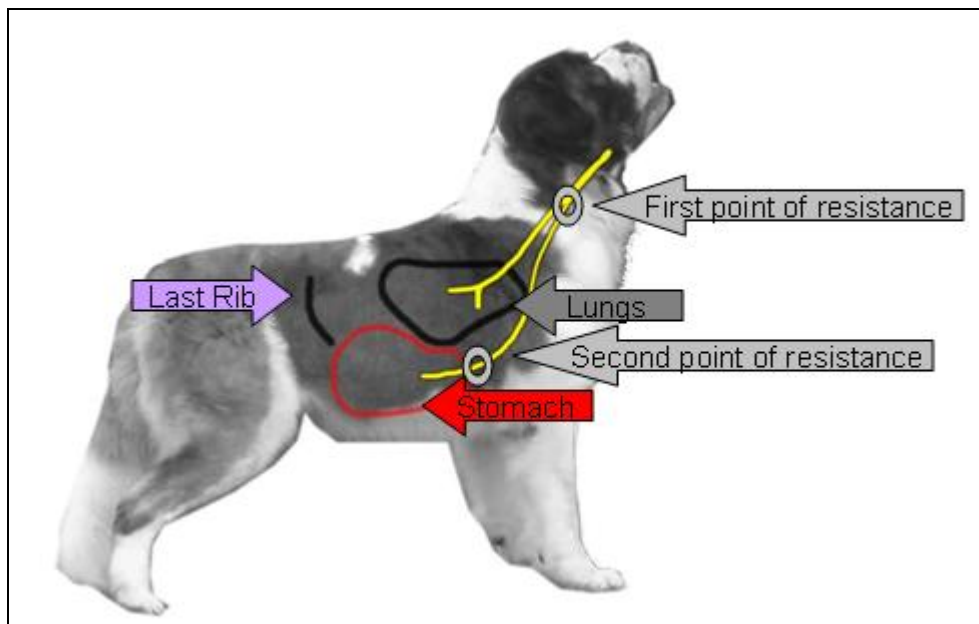


Place the block of wood in the dog's mouth behind the canines, between the upper and lower jaw, with the hole facing forward. Your dog will struggle but the block needs to be in place, secure the block with the nylon cord.

Lubricate the top 3 inches of the tube; hold the tube so any natural curves from it being rolled up are down.

Slide the tube thru the hole in the back and in a downward motion towards the throat. Push gently at the throat an inch at a time allowing your dog to swallow.

The esophagus will be a resistance point. If your dog coughs persistently the tube has gone into the lungs, so pull slowly out and try again.



The passage should be easier until the stomach. Remember push gently and firmly never force!

Once in the stomach (your marking on the tube will give you a gauge to if you are there) air should be coming out of the tube.

Keep the tube in place; do not let it slide back out. Try to hang the excess tubing below the stomach.

If nothing is coming out, good chance something is blocking the tube, blow a quick puff of air into the tube then quickly lower the outside of the tube.

Sometimes if the stomach has already started to torsion, the smaller tube will be the answer.

If the tube will not go into the stomach chances are the stomach has torsioned and hope you are pulling into the Vets.

Recommendation:

Have your Vet walk you thru this procedure, especially if you are more than 30 minutes from your Vet.

Maalox Alternatives:

911 Rescue paste...this is a mix of Hydrated Clays, Coral flowers, Kelp and seed extracts. Yves is in the process of marketing this product, for more information and a trial sample contact him directly, louise.cote@sympatico.ca.

Riva's Remedy is also a natural product that is available thru horse supply stores.

Thank you to Dr Joan Stewart-Hay DVM and Sil Lavallee BMR PT, (licensed physiotherapy, Acupuncture, and Animal Rehabilitation), for all of their input helping Denise Greenaway - TrustsSaints compile this Bloat Resource.

Another resource, Bloat on the web:

http://www.iwane.org/A_P.htm

The Saints used in the images are: Poppy, Denise's rescued Saint (Acu points) and Sara's Angel Baron (Tubing).