

**MINIATURE HORSE ASSOCIATION OF NOVA SCOTIA
SHOW RULES AND REGULATIONS**

Table of Contents

Section		Page
Part 1	Adoption.....	3
Part 2	Standard of Perfection.	3
Part 3	Eligibility to Exhibit.	4
Part 4	Age Criteria.	5
Part 5	Officials.....	6
Part 6	Artificial Appliances & Irritants.	6
Part 7	High Point Criteria.	7
Part 8	Ring Procedures.....	10
Part 9	Halter Division.....	11
Part 10	Driving Division.....	14
	(A) Pleasure Driving.	17
	(B) Country Pleasure Driving.....	18
	(C) Roadster.....	19
	(D) Draft Harness Horse	20
	(E) Fine Harness Horse	21
	(F) Park Harness Horse.....	21
Part 11	Obstacle Halter/Driving.	22
Part 12	Gymkhana.	23
	(A) Barrels.	23
	(B) Poles.	23
	(C) Jumper Class Set Up.....	24
	(D) Jumper General.....	24
Part 13	Hunter.....	25
Part 14	Liberty.	26
Part 15	Costume.	27

Part 16	Versatility.....	28
Part 17	Roman Chariot Event.	28
Part 18	Leadline.	30
Part 19	Waiter.....	30
Part 20	Speciality Classes.....	30
Part 21	Showmanship.....	31
Part 22	Class List Numbers.	34

**MNIATURE HORSE ASSOCIATION OF NOVA SCOTIA
SHOW RULES AND REGULATIONS
AS ADOPTED IN 2007**

Part 1 – Adoption

- A. The following rules were adopted by the Miniature Horse Association of Nova Scotia (hereinafter referred to MHANS) to apply to the judging of halter, driving and gymkhana division classes for miniature horses.
- B. These approved rules are to be observed by everyone connected in any way with the exhibiting, setting up, stewarding, or judging of MHANS approved shows.

Part 2 – Standard of Perfection

- A. General Impression: A small, sound, well-balanced horse which gives the impression of strength, agility and alertness. The disposition should be eager and friendly, not skittish.
- B. Size: The American Miniature Horse must measure not more than 34 inches at the base of the last hair on the mane for Under Division , and not more than 38 inches for Over Division. Since the breed objective is the smallest possible perfect horse, preference in judging shall be given to the smallest, all other factors being equal. In no case shall a smaller horse be placed over a larger horse with better conformation. Priority in judging shall be in this order :
 - 1. Soundness
 - 2. Balance, and conformity to the standard of perfection
 - 3. Size
- C. Head: In proportion to the body; neither excessively long nor short. The eyes should be large, alert, and prominent with no discrimination in color. The ears, open toward the front and carried erect. The teeth should show no signs of parrot mouth or undershot jaw.
- D. Neck: Strong and muscular, proportionate to body and the type of horse represented.
- E. Body: Well-muscled with good bone and substance, well sprung ribs, level topline, as nearly as possible of equal height in withers and rump, fore and hind quarters well angulated, so that the horse in movement shows a smooth gait.
- F. Legs: Straight, clean and sound.
- G. Hooves: Round and compact, trimmed as short as practical for an unshod horse, and in good condition.
- H. Color: Any color, eye color and/or marking pattern is equally acceptable.

- I. Throat-Latch: Clean and well defined, allowing ample flexion at the poll.
- J. Shoulder: Long, sloping and well-angulated, allowing a free swinging stride and alert head/neck carriage. Well muscled forearm.
- K. Hindquarters: Long, well-muscled hip, thigh and gaskin. Highest point of croup to be same height as withers. Tail-set neither excessively high nor low, but smoothly rounding off rump.
- L. Dwarfism, complete loss of sight in either eye, unsoundness; cryptorchidism in aged stallions is not acceptable.
- M. Horse shall show with full mane and tail (no full roach). Mane and tail length shall be left to the decision and discretion of the exhibitor. Thinning, pulling, shortening, etc., of a mane and tail is permissible.

Part 3 – Eligibility to Exhibit in MHANS Sanctioned Shows

- A. **All exhibitors must be current, paid up members of the Miniature Horse Association of Nova Scotia.**
- B. **All entrants must provide proof of liability insurance.**
 - A valid membership in the Nova Scotia Equestrian Federation will provide the necessary insurance. The Nova Scotia Equestrian Federation Number must be recorded on the entry form.
 - Failure to record the number or provide a copy of the membership card will automatically disqualify entrants from exhibiting.
 - Those with farm or individual insurance policies, must supply a letter from the insurance company specifying that the insurance provides liability insurance for shows.
- C. All horses must be registered. A copy of the horses registration certificate must accompany the show application form.
- D. For the horses that have registrations pending:
 - A photocopy of the Application for Registration must accompany the show application form
 - or**
 - A photocopy of the original papers must accompany the show application form

- E. Horses shown under a false identity will be automatically and immediately disqualified by the ring Steward under direction of the show officials.
- F. MHANS shall recognize two divisions of miniature horses. The Under Division miniature horse shall be a miniature horse over three years of age who is 34 inches and under. The Over Division miniature horse shall be a miniature horse over three years of age who is over 34 inches but not over 38 inches. No horse, regardless of parentage, who measures over 38 inches shall be allowed to show as a miniature horse.
- G. Horses requiring a measurement at a show, must be measured on a hard, level surface, preferably concrete or paved, by a Steward and witnessed by a member of the Horse Show Committee or the organization sponsoring the show.
- F. Entry forms must be received the Wednesday before the show. Those entries that are received after the Wednesday cutoff will not be eligible for Year End High Point accumulation. Post entries will be received until the Friday before the show. There will also be a Post Entry fee charged for entries received after the Wednesday cutoff.

Part 4 – Age Criteria

- A. **“Junior”** an individual who has not attained thirteen (13) years of age as of December 31st of the current competition year (example: For 2007 a junior must not have attained 13 by December 31, 2006).
 - I) Juniors may not show stallions of any age, including junior stallions (weanlings, yearlings, or 2 year olds).
 - II) Due to the age of the drivers we have to put safety as a priority. Therefore it will be mandatory that there will be an attendant in the cart or a header with the junior driver. The junior should be in full control of the horse without assistance.
 - III) All Juniors must wear a helmet that meets current standards for equipment designed and manufactured for use while driving a horse as established by the American Society of Testing and Materials (ASTM).
- B. **“Youth”** an individual who has not attained eighteen (18) years of age as of December 31st of the current competition year (example: For 2007 a youth must not have attained 18 by December 31, 2006).
 - I) Youth 13 – 17 may show senior stallions (3 years or older) in youth performance classes.
 - II) A Youth 13 years of age or older may show a stallion in Open Halter and Performance classes.
 - III) Youth 13–17 may show senior stallions (3 years and older) in Youth driving classes.

- IV) All Youths must wear a helmet that meets current standards for equipment designed and manufactured for use while driving a horse as established by the American Society of Testing and Materials (ASTM).
- C. Ladies must be 18 years and older.
- D. Gentlemen must be 18 years and older.
- E. Adults must be 18 years and older.
- F. Golden Age must be 55 years old or older.
- G. A miniature horse is considered to be one year old on January 1st following the actual foaling date (eg: a horse born in July 2006 will be considered 1 year old on January 1, 2007).

Part 5 – Officials

- A. It is recommended that Show Managers and other show **employees** refrain from showing horses in shows in which they are officiating or employed. However, circumstances sometimes require that an exhibitor act in one or more of these capacities. Show management's horses may be shown at a show at which they are officiating if the horse is shown by someone else.
- B. All show officials should dress in correct attire. Judges, Stewards and management are representing MHANS and should dress as such. Shorts, T-Shirts, logos, monograms, etc. are not considered correct attire.

Part 6 – Artificial Appliances and Irritants

- A. Any horse showing evidence of the use of ginger or other irritants to produce a higher tail carriage than normal shall be disqualified by the judge.
- B. Switches, artificial tails (except in Park Harness where they are optional), or manes and high spoon cruppers are prohibited.
- C. No horse having had surgery for purely cosmetic purposes will be permitted to show. (example: ear trimming, ear wiring, docked tails, etc.)
- D. Ribbons, braids, all decorative appurtenances and stallion tack in halter conformation classes are not allowed unless otherwise specified in MHANS official class description. Bits are allowed on stallions.

- E. Shod horses are not allowed on the show grounds. No pads, wedges, chains, or ankle boots are allowed to be used on the grounds of an MHANS show. For Safety reasons in any class where the exhibitor does not have control of their horse, it is up to the Judge to excuse the exhibitor. An exhibitor cannot protest this action.
Exceptions to the rule:
- i. Draft harness classes may be shown with light plate shoes or draft type shoes, with toe and heel caulks.
 - ii. Roadster classes only, un-weighted bell type boots are optional.
 - iii. Roman Chariot Event classes may be shown with light plate shoes.
- F. Appropriate protective leg gear is allowed in Hunter and Jumper classes.

Part 7 – High Point Criteria

- A. As part of the sanctioning of the shows will be the tabulations of high point awards for presentation during the year end banquet of MHANS.
- B. The following class list must be offered at all the High Point Sanctioned Shows:
- Stallions 3 years and Older
 - Mares 3 years and Older
 - Geldings 3 years and Older
 - Yearling & 2 year old Stallions, Mares and Geldings (combined)
 - Junior Pleasure Driving
 - Junior Obstacle Driving
 - Youth Pleasure Driving
 - Youth Obstacle Driving
 - Youth Roadster Driving
 - Adult Pleasure Driving
 - Adult Obstacle Driving
 - Adult Roadster Driving
 - Junior Jumping
 - Junior Barrels - Driving Class
 - Junior Poles - Driving Class
 - Youth Jumping
 - Youth Barrels - Driving Class
 - Youth Poles - Driving Class
 - Adult Jumping
 - Adult Barrels - Driving Class
 - Adult Poles - Driving Class

Rational: This class list provide an opportunity for all age groups to be competitive, without placing an undue hardship on the younger competitors. By splitting the youth classes into junior

handler (up to 12 years of age) and youth handler (from 13 to 17 years of age) it should encourage more juniors to compete.

C. The above list of classes will be used to tabulate the high points for the year end banquet. The points will be accumulated by the number of entrants in each class and the placings as per the following table.

Placings	1 Entrant	2 Entrants	3 Entrants	4 Entrants	5 Entrants	6 Entrants
1 st Place	1 Point	2 Points	3 Points	4 Points	5 Points	6 Points
2 nd Place		1 Point	2 Points	3 Points	4 Points	5 Points
3 rd Place			1 Point	2 Points	3 Points	4 Points
4 th Place				1 Point	2 Points	3 Points
5 th Place					1 Point	2 Points
6 th Place						1 Point

D. There shall be seven year end high point awards:

1. **The Halter Horse of The Year** ~ shall be the horse, regardless of sex, who has accumulated the most points at the MHANS Sanctioned Shows in any of the following conformation classes:

- Stallions 3 years and Older
- Mares 3 years and Older
- Geldings 3 years and Older
- Yearling & 2 year old Stallions, Mares and Geldings (combined)

Rational: This will recognize the horse that places most consistently, with regard to conformation, at all the shows. One of MHANS objectives is: to promote any idea, development or activity that shall be for the betterment of miniature horses in Nova Scotia. Therefore, we should be promoting the horses that best define the conformation of the breed. We have narrowed the classes down to the top four classes due to time constraints within the shows. It was also noted that the majority of people will be limited in trailering space, restricting them in the number of horses they can bring to the shows that are not close.

2. **The Junior Handler Performance Horse of The Year** ~ shall be the horse and handler combination that has accumulated the most points in the Miniature Horse Association of

Nova Scotia sanctioned shows in the following performance classes:

- Junior Pleasure Driving
- Junior Obstacle Driving

Rational: These classes represent a variety of driving styles and abilities. Emphasis will be on the handler (to demonstrate versatility in executing the different classes); as well as the horse (to perform within the acceptable standards for each of the classes). With safety paramount it was decided that the juniors not have to compete in the roadster division to obtain points towards the year end high point awards.

- 3. The Youth Handler Performance Horse of The Year** ~ shall be the horse and handler combination that has accumulated the most points in the Miniature Horse Association of Nova Scotia sanctioned shows in the following performance classes:

- Youth Pleasure Driving
- Youth Obstacle Driving
- Youth Roadster Driving

Rational: These classes represent a variety of driving styles and abilities. Emphasis will be on the handler (to demonstrate versatility in executing the different classes); as well as the horse (to perform within the acceptable standards for each of the classes).

Recommendation: The age for Youth handlers will be 13 up to and including 17 years of age.

- 4. The Adult Handler Performance Horse of The Year** ~ shall be the horse and handler combination that has accumulated the most points in the Miniature Horse Association of Nova Scotia sanctioned shows in the following performance classes:

- Adult Pleasure Driving
- Adult Obstacle Driving
- Adult Roadster Driving

Rational: These classes represent a variety of driving styles and abilities. Emphasis will be on the handler (to demonstrate versatility in executing the different classes); as well as the horse (to perform within the acceptable standards for each of the classes).

- 5. The Junior Handler Gymkhana Horse of The Year** ~ shall be the horse and handler combination that has accumulated the most points in the Miniature Horse Association of Nova Scotia sanctioned shows in the following timed events:

- Junior Jumping
- Junior Barrels - Driving Class
- Junior Poles - Driving Class

Rational: With all three classes being timed events, these classes represent a balance between speed and accuracy. Emphasis will be on: the handler to demonstrate control as well as discipline in handling their horse.

6. **The Youth Handler Gymkhana Horse of The Year** ~ shall be the horse and handler combination that has accumulated the most points in the Miniature Horse Association of Nova Scotia sanctioned shows in the following timed events:

- Youth Jumping
- Youth Barrels - Driving Class
- Youth Poles - Driving Class

Rational: With all three classes being timed events, these classes represent a balance between speed and accuracy. Emphasis will be on: the handler to demonstrate control as well as discipline in handling their horse.

7. **The Adult Handler Gymkhana Horse of The Year** ~ shall be the horse and handler combination that has accumulated the most points in the Miniature Horse Association of Nova Scotia sanctioned shows in the following timed events:

- Adult Jumping
- Adult Barrels - Driving Class
- Adult Poles - Driving Class

Rational: With all three classes being timed events, these classes represent a balance between speed and accuracy. Emphasis will be on: the handler to demonstrate control as well as discipline in handling their horse.

Part 8 – Ring Procedure

- A. Dress: It is the tradition of the show ring that handlers and drivers be correctly attired for their classes. T-shirts, shorts, open toed shoes or sandals, clothes with logos or monograms are not correct attire and will not be allowed in the show ring. Horse and handler must look their best. No farm, individual or horses names may be displayed on exhibitor (exception: Draft Classes) Hats may or may not be worn by gentlemen, except when in formal attire where the hat is mandatory. No strapless dresses in any driving class. Formal wear should not be worn before 5 p.m. Unless stake classes are held in the afternoon session.
- B. A horse must be handled and shown through an entire class by the same person. Should an additional handler be required due to physical limitation or emergency, approval must be obtained from the Show Steward.
- C. Names of horses being exhibited will not be made known to the Judge prior to the class. Exhibitors will be issued one number for each horse to be displayed on the back of the handler or on the vehicle in a clearly visible position whenever the horse is in the ring. This number will stand for the entire show.
- D. Conduct designed to distract a horse or otherwise interfere with the showing of another

exhibitor's horse will not be tolerated by the show management. Offenders will be asked to leave the show area. If the offender is also an exhibitor, he or she will be excused from the ring and barred from personally showing during that show. His or her horses, however, may compete.

E. Class Splits:

1. In classes with more than 10 entries, it may be necessary to split the class into sections. The splits shall be determined by the show management and must be announced before the judging of the class commences.
2. The horses selected from each split shall return to the ring and the horses shall show (as if a new class) for the final placing.
3. For safety reasons it is highly recommended that pleasure driving and roadster classes be split if entries warrant it.


F. For safety reasons an unruly horse may be excused from the ring by the Judge, Ringmaster, or Show Steward. An exhibitor cannot protest this action.

G. For safety reasons an unruly horse may be excused from the show grounds, or barred from showing by the MHANS Show Committee. An exhibitor cannot protest this action. No refunds will be granted.

Part 9 – Halter Division

A. Horses to be shown in halter at a walk and trot. The Judge must ask for the horse to walk past them and then trot away. The Judge must also ask for the horse to trot away and make an L turn to enable the Judge to view the movement of the horse from the side.

B.
r
Pa
--
ho
ar
en
th
at
w
co
r-
wi
a



Halte
Ring
ttern
All
rses
e to
ter
e ring
a
alk
unte
clock
se on
loose

lead to a designated point marked by a cone approximate 20 feet from the gate and then proceed at a trot past judge(s) (to be viewed from the side in motion). Judging will begin at the cone. Line up horses head to tail along the rail. From line-up, walk to judge(s) and trot back into end of line. Either side of the arena may be used. (see diagram.) Second looks from judge(s) to be from head to tail line-up on rail (see diagram).

- C. The Miniature Horse is to be shown to its best advantage. It is preferred that the horse stand square. The Judge at his or her discretion may ask to have the horse stand square, which means all four feet are flat on the ground and at least one front and one rear cannon bone perpendicular to the ground.
- D. Horses may be clipped or shown in full coat.
- E. Horses may be shown with or without polished hooves.
- F. Horses must be serviceably sound, in good condition, and well-groomed. Transmissible weakness and unsoundness to be penalized.
- G. No whips and/or crops are allowed in halter classes.
- H. A youth 13 years old and older may show a stallion in open classes.
- I. The biting of stallions is permitted, but no stallion tack is allowed.
- J. In halter division any type halter is permissible.

- K. Horses shall show with full manes and tails, (no roach). Thinning, pulling, shortening etc., of a mane and tail is permissible. The mane and tail length shall be left to the decision of the exhibitor.
- L. Changing the coat color of a horse is not permitted but highlighting the mane and tail, eyes, ears, muzzle, etc., is permissible.
- M. Judged on priority of:
a) Conformation
b) Quality
c) Presence
d) Way of going
e) Type
- N. Halter Class Descriptions:
1) Individual classes for **Stallions, Mares, Geldings, Foals**, may be held in each age category.
2) **Broodmare** may have current foal at side (wet).
3) **Get of Sire** is three offspring, any age, any sex, by the same stallion. The sire is not shown. More than one set of Get may be entered at the same show. Single or combined ownership of the get is allowed. The entry is made in the name of the sire. Judged 100% on conformation and uniformity.
4) **Produce of Dam** is two offspring, any age, any sex, out of the same dam. The dam is not required to show. The same rules that apply for the Get of Sire apply to the Produce of Dam. (Section 2 Classes, Article 2: Halter Division, Rule R) Judged 100% on conformation and uniformity.
5) **Mare and Foal** class shall be a mare and her current year foal. Judged 100% on conformation and uniformity.
- O. In all group classes (Example: Get of Sire, Produce of Dam, Mare and Foal, Herd of Four, etc.) horses shall be judged standing still. These horses are never asked to move.
- P. Youth Halter: All youth classes **may** be split, 7 years and under, 8-12 years, and 13-17 years; or 12 years and under, and 13-17 years. Open to miniature mare or gelding, any age, shown by a youth. To be judged on breed, character, conformation, performance, quality, and manners. The exhibitor is to have complete control of the horse throughout the class. Spotters are permitted, but are there only for a safety factor and must stand back from the child and horse two paces.
- Q. Championship and Reserve Championship Class shall include first and second place

winners from the appropriate classes. In no case shall a second place horse place over the horse who first (Example 1: Stallion winner was “A” and second place was “B”. As the two horses move to the championship class, “B” can never receive a higher placing than “A”. The Champion must be selected from the first place winners. The remaining first place winners and the second place winners will then be eligible for the Reserve Champion. No points are awarded for the Championship and Reserve Championship Class.

Part 10 – Driving Division

- A. Guidance: The driving division was founded for the purpose of developing and furthering the art and sport of driving for pleasure. A complete knowledge of and compliance with the rules are essential.
- B. The only person to handle the reins, under penalty of elimination, is the driver. No change of driver is permitted during any class.
- C. Juniors competing must have an attendant in the vehicle or a header. The junior must be in full control of the horse without assistance. (The attendant and header are there for safety)
- D. Dress Code: Headers, Drivers and their passengers should be dressed appropriately. Dress in the show ring is to complement the overall appearance of the unit, not take away from the appearance.
 - 1. Hats may or may not be worn by gentlemen, except when in formal attire. Horses are being shown, not the driver.
 - 2. No strapless dresses in any driving class.
 - 3. No sandals or open toed shoes to be worn by driver or header.
 - 4. No T-shirts or shorts.
 - 5. No farm, individual, or animal names may be displayed. Exception: Draft harness classes.
 - 6. Juniors and Youth are required to wear a helmet that meets ASTM (American Society of Testing and Materials) Standards.
- E. Horses must be 3 years old and serviceably sound
- F. All driving horses must show with full manes and tails.
- G. Boots, wraps, etc. of any description are prohibited. Roadster classes – un-weighted bell type boots are optional.
- H. Driving whips must be of suitable style, and the tip of the lash must not reach past the

shoulder of the horse.

- I. Stake classes will be placed 1st thru 5th place. A horse must have entered, been shown and been judged in a qualifying class in order to participate in the corresponding stake class.
Example: To show in the Roadster Stake the horse must show in another roadster class, and cannot qualify by showing in a pleasure class.
- J. Roman Chariot Event is an optional class. To be judged as a costume driving class, not a race.
- K. Cross Entering:
 - 1. Pleasure horses cannot cross-enter into Country Pleasure or Park Divisions at the same show.
 - 2. Country Pleasure horses cannot cross-enter into Pleasure or Park Divisions at the same show.
 - 3. Park horses cannot cross-enter into Pleasure or Country Pleasure at the same show.
 - 4. Pleasure, Country Pleasure, and Park horses can enter Roadster Division at the same show.
 - 5. Once a horse or handler has shown in a performance class (other than a Novice Performance Class) they can not cross back over to show in a Novice Class.
- L. Safety:
 - 1. All persons involved in driving – drivers, grooms, competition officials, spectators, etc., should place safety first.
 - 2. Horses should never be left unattended while hitched to a vehicle.
 - 3. A driver should never allow passengers to enter a vehicle until driver is seated with reins in hand and driver must never dismount while passengers are in the vehicle.
 - 4. Youth exhibitors 13 years old and older may show a stallion in open classes.
 - 5. Headers or an attendant (must be 16 years old or older) are required in all youth and junior driving classes. Headers are to enter the ring when the line-up is called, may assist in setting up the animal and then step back two paces where they are to remain, except in an emergency, until the Judge's card is turned in. Note: Judges are cautioned that this rule in no way negates the requirement in youth classes that animals must display good manners, stand quietly in the line-up and back readily in Pleasure and Country Pleasure classes.
 - 6. A Judge or Show Steward may excuse from competition an unsafe vehicle, unsafe equipment, unsafe hitching of horses or an unruly horse.
 - 7. All rules of the road should be observed unless officials direct otherwise.

8. Excessively large classes may be divided by management or Judge, as conditions warrant.
9. Stallions may be driven in all classes; Youth 13-17 may show senior stallions (3 years and older) in Youth driving classes.
10. All driving horses shall show on the rail at all times except while passing. The Judge is to take this into consideration while judging and horses shown off the rail shall be penalized.
11. Exhibitor numbers may be worn on the back of the exhibitor or attached to the back of cart in an easily visible position for Pleasure Driving, Country Pleasure Driving, and Park divisions, and **must be worn on the back** of the exhibitor in the Roadster division.
12. It is permissible for a driver to talk to a horse in a subdued tone of voice, although a driver should strive to control the horse's movement with a minimum of vocal aids. Talking loud, whistling, or shouting at a horse is not acceptable.
13. No entry may leave the ring after judging has begun without the permission of the Judge or ring Steward.
14. During the class, minor adjustments to harness may be made upon permission from the Judge. A groom may assist with the adjustment without penalty. The time out shall be clocked and the adjustment or repair is not to exceed 5 minutes. Only one time out per class per entry is allowed and must not exceed the 5 minutes allowed. After the class has begun no groom may enter the ring without permission of the Judge.
15. If the class or ring size justifies the Judge may ask the horses to reverse on the diagonal for safety reasons. The Judge may ask for a reverse on the diagonal at a walk or collected trot.

L. Division of Classes

1. Classes in all divisions of pleasure driving competition may be offered for singles, pairs, tandem, unicorns, four-in-hand and etc.
2. Classes may be offered for:
 - a. Open – no age restriction on drivers or horses, all sexes (except for Youth).
Note: All driving horses must be 3 years and older. Open classes can be divided by height within each division.
 - b. Adults – open to drivers 18 years and older
 - c. Ladies – must be 18 years and older
 - d. Gentlemen – must be 18 years and older
 - e. Junior – Exhibitors who have not reached their 13th birthday by December 31st of the current year.
 - f. Youth – Exhibitors who have not reached their 18th birthday by December 31st of the current year.

- g. Novice Driver: – **must be their first year/season showing** (they may have shown in a halter class in prior years). Once a handler has shown in a performance class (other than a Novice Performance Class) they can not cross back over to show in a Novice Class.
 - h. Novice Horse: – **must be their first year/season showing** (they may have shown in a halter class in prior years). Once a horse has shown in a performance class (other than a Novice Performance Class) they can not cross back over to show in a Novice Class.
3. All driving horses must be at least 3 years old.

Part 10(A) – Pleasure Driving

A. General

- 1. Boots, wraps, etc. of any description are prohibited.
- 2. Driving whips, if used, must be of suitable style, and the tip of the lash must not reach past the shoulder of the horse.
- 3. All pleasure driving vehicles must be of the two wheel type and have a basket for single and tandem. Pairs, unicorns, four in hand etc. must be shown in a 4 wheeled vehicle. Undue noise created by a vehicle will be a reason to excuse the entry from the ring.
- 4. Harness in the pleasure division must be of the light type with breast collars. No full hames allowed. Round or square blinders are permissible in pleasure driving classes. Side or over-checks are required. When shown, the horse must have blinders and the check must be hooked. No other appliances may be used on a driving horse other than the harness. (Example: no fly nets on the ears, face, or body).
- 5. Bits in the pleasure driving division shall be of the snaffle type. No liverpool bits, curb chains or curb straps are allowed.
- 6. Martingales may or may not be used.
- 7. Check bits may be used but are not required.
- 8. Braids, matching the stable colors, one in the foretop and one immediately back of the bridle path as seen on the larger pleasure driving horses is optional.
- 9. Attire for showing pleasure horses shall be of the type described in the general driving rules. Formal wear should not be worn before 5 p.m. unless stake classes are held in an afternoon performance session. No strapless tops allowed.

B. Class Conditions

- 1. Ring Procedure: Pleasure driving horses are to enter the ring counter-clockwise (to the right) at a pleasure trot. To be shown both ways of the arena at a walk, pleasure trot, and extended trot. To stand quietly and to rein back. To be judged 60% on performance, manners and way of going; 30% on the condition, fit and

appropriateness of harness and vehicle; and 10% on neatness, appropriateness of attire, and overall impression. Excessive speed will be penalized.

- a. Walk: A free, regular and forward moving 4- beat gait. The horse should walk energetically, but calmly, with even and determined pace.
- b. Pleasure Trot: The horse should maintain forward impulsion while showing submission to the bit. The trot is slower and more collected, but the horse should indicate willingness to be driven on the bit while maintaining a steady cadence.
- c. Extended Trot: This is a clear, but not excessive, increase in gait and length of stride. The horse goes forward freely, engaging the hind legs with good hock action, on a taut but light rein, the position balanced and unconstrained.

Part 10(B) – Country Pleasure Driving

A. General

1. Country Pleasure driving is to be shown to a two wheel cart for single and tandem. Pairs, unicorns, four in hand etc. must be shown in a 4 wheeled vehicle. . Bike tires or wooden wheels are permissible.
2. Harness in the country pleasure division must be of the light type. Breastcollars or light collars are permissible, but no full hames allowed. Britching is optional. Side or overchecks are required. When shown, the horse must have blinders (round or square) and the check must be hooked. No other appliances may be used on a driving horse other than the harness. (Example: no fly nets on the ears, face, or body).
3. Bits in the pleasure driving division shall be of the snaffle type. No liverpool bits, curb chains or curb straps are allowed.
4. Martingales may or may not be used.
5. Check bits may be used but are not required

B. Class Conditions

1. Ring Procedure: Country Pleasure Driving horses are to enter the ring counterclockwise (to the right) at a country pleasure trot. To be shown both ways of the arena at a walk, country pleasure trot and a extended trot. To stand quietly and to rein back. To be judged 60% on performance, manners and way of going, 30% on the condition, fit and appropriateness of harness and vehicle, and 10% on neatness, appropriateness of attire and overall impression. Over checks and side checks should be slightly loose, not snug. The head set should appear natural for the horse. Excessive knee action and speed to be penalized.
 - a. Walk: A free, regular and forward moving four beat gait. The horse should

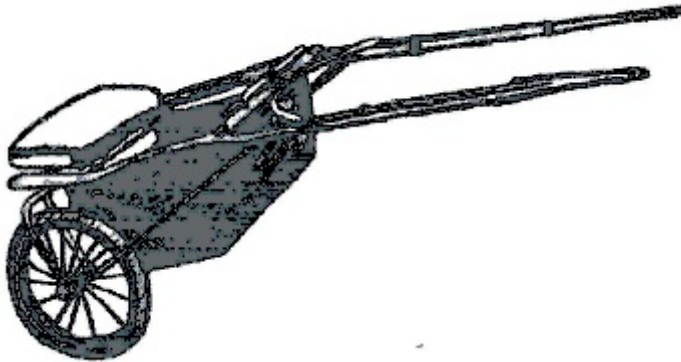
- walk energetically, but calmly, with an even and determined gait.
- b. Country Pleasure Trot: A balanced, easy moving, relaxed two beat gait demonstrating forward movement.
 - c. Extended Trot: A clear increase in gait and length of stride. The horse should move freely on a taut, but light rein, while maintaining a balanced gait and forward movement. Excessive knee action and speed shall be penalized.

Part 10(C) – Roadster

- A. General: The roadster horse may be of any type, any color of attractive appearance, balanced in conformation, and with manners which make a safe risk in the ring. Horse shall be serviceably sound.
- B. Gait Requirements: The principal gait for the roadster is the trot. Horses shall be asked to trot at three different speeds; the slow jog trot, the faster road gait, and at a full extended “drive on” trot. Horses must not be asked to rein back.
- C. Judging Procedure: Roadsters must enter the ring clockwise (to the left) at a **jog trot**; then show at the **road gait, jog trot** and turn counter clockwise at the **jog trot**, show at the **road gait**, and **trot at speed**. At all speeds, horse should work in form. Breaks should not be penalized in a horse that demonstrated three distinct trots over a horse that has not demonstrated gait distinction. Horses should be shown on the rail at all times except when passing. Showing off the rail shall be penalized. Performance at all three gaits should be strongly considered. When horses are lined up, driver shall not leave vehicle except for necessary adjustments. Headers are allowed in roadster classes.
- D. Harness: Harness shall be appropriate to the vehicle. Martingales are optional. No liverpool bits are allowed. Harness must have blinders and either side check or over-check. The check must be used. Harness must be of the light type with breastcollar. .
- E. Vehicles (See figure): Bike (a two-wheeled cart with stirrups and no basket). Road bikes with tire guards (“closed wheel/arch”) are mandatory.
- F. Attire: Exhibitors are required to wear stable colors, cap and jacket to match, of the type found on the trotting tracks of America.
- G. Braids, matching the stable colors, one in the foretop and one immediately back of the bridle path as seen on the larger roadster horses is optional.
- H. The exhibitor number must be worn on the exhibitor’s back. An optional supplementary number can be placed on the shafts.


- I. Un-weighted bell type boots are optional in roadster classes only.
- J. Judging to be on performance, speed, quality and manners (IN THAT ORDER).

Closed Wheel



(The wheels have a bar on the outside to prevent another wheel from accidentally getting caught between the wheel and cart)

Open Wheel



(The wheel is open and there is space between the wheel and frame for another tire to get stuck)

Part 10(D) – Draft Harness Horses

- A. Classes: In the draft harness division classes may be offered for singles, pairs, tandem, unicorns, four-, six and eight-in-hand.
- B. Horses must be shown hitched to a suitable 4 wheeled vehicle, except that a 2 wheeled cart may be used for single or tandem.
- C. All horses must be harnessed with heavy harness (collar with full hames and breeching).

The wagon and/or harness may display the owners name, advertising, logo, monograms etc.

- D. Horses to be shown both ways of the ring at a natural walk and trot. Horses to stand quietly and back readily, will be worked in a figure eight, and gee and haw. Docking is optional and tandem and unicorn to be worked at Judge's discretion. Headers (16 years of age and older) may be used for safety.
- E. Draft driving classes may be divided in the same fashions in the pleasure driving division.
- F. In the draft harness division braiding of tails and manes in the style used by the larger heavy harness breeds may be used. Shoeing and bits similar to the type used by the larger heavy harness breeds are permissible.

Part 10(E) – Fine Harness Horses

- A. Classes may be offered for pairs, tandems, unicorns, four-in-hand, six-in-hand, or more.
- B. Gait Requirements: Hitches are to enter the show ring at a trot going counter-clockwise (to the right). The horses should be judged showing two gaits, a trot and a flat footed walk, working both ways of the arena. Horses are to stand quietly and rein back at the discretion of the Judge.
- C. Horses must be harnessed in fine harness with breastcollar or full collar (no full hames or britching) and shown to an appropriate vehicle.
- D. Tandem classes: whip length to be long enough to touch the front horse.

Part 10(F) – Park Harness Horses

- A. General: The horse is to give a brilliant performance with style, presence, finish, balance and cadence. Park horse to be neatly trimmed, well groomed, braided (same as USA Equestrian braid) with one braid in the foretop and one immediately back of the bridle path. Tail braces and false tails are optional. To be judged on brilliant performance, presence, quality, manners and conformation. Cross entries with the same horse are prohibited between the Park Harness, Pleasure and Country Pleasure Divisions at the same show.
- B. Gait requirements: Park horses are to enter the show ring at a trot going counter-clockwise (to the right) and be shown both ways of the ring at a walk and park trot. Park horses are not asked to back.

1. Walk: An animated walk is required. The motion should be brisk and vigorous with the horse showing animation and brilliance.
 2. Park Trot: Extremely animated, cadenced trot, with impulsion and power. The trot is bold and brilliant with knees and hocks snapping high in expansive and dramatic style, creating an illusion of lightness with high-stepping action. Excessive speed shall be penalized.
- C. Harness: Harness should be of the type used to show in the pleasure division. Martingales are optional.
- D. Vehicle: Park harness horses are shown to a viceroy or a two wheeled vehicle.

Part 11 – Obstacle Halter/Driving

- A. Classes: In obstacle driving division classes may be offered for singles, pairs, tandem, unicorn, 4 in hand.
- B. The obstacle course must be posted at the Show Office not less than two hours prior to the class.
- C. Horses must be at least one year old for halter obstacle and three years old for obstacle driving.
- D. A horse can only be shown by one exhibitor per class.
- E. All obstacles must be numbered on the course in order of sequence.
- F. Classes will be judged 100% on the manner of horse's performance through the course.
- G. There is a sixty second time limit to complete each obstacle. After time is used, the exhibitor will be directed to the next obstacle. Refusals of three (3) obstacles shall be cause for disqualification.
- H. Cantering penalized in obstacle driving.
- I. Obstacle requirements:
1. Must be a minimum of 5 and maximum of 8 obstacles.
 2. Tires and stair steps are prohibited.
 3. Jumps are prohibited.

- J. In shows where more than one obstacle class is offered at least three of the obstacles must be different or the manner of performance through obstacles must be varied for the class.
- K. Edible treats to encourage an animal to perform one of the obstacles are not allowed.
- L. All obstacles should be safe for exhibitors as well as for horses.
- M. Off course will result in elimination from the class and no points, ribbons or awards will be presented. Off course is defined as:
 1. Taking an obstacle in the wrong direction.
 2. Negotiating an obstacle from the wrong side.
 3. Skipping an obstacle unless directed by Judge.
 4. Negotiating obstacles in the wrong sequence.
 5. No physically moving, or coercing the horse by touching. It is to be the Judge's discretion to disqualify. Attendants 16 years of age and older, may be allowed in the ring during Youth Halter Obstacle for safety purposes only. Attendant must not interfere with or influence individual's or equine's performance.
 6. Miniature leaving the obstacle course.
- N. Driving obstacle horses shall be shown in a suitable two-wheeled cart with or without a basket in single and tandem. Pairs, unicorns, four in hand etc. must be shown in a 4 wheeled vehicle. .

Part 12 – Gymkhana Classes In-hand/Driving:

These classes are all timed events. They represent a balance between speed and accuracy. Emphasis will be on the handler to demonstrate control as well as discipline in handling their horse. When entering these classes, safety must be paramount.

- A. **Barrels:** Participants can show in a roadster or driving cart for the Driving Classes. In the inhand classes the horses are shown with a suitable halter and lead chain. It is a timed event; timed on the horses nose. Judged on speed, completing of pattern and maintenance of gait. Contestants are to complete a clover leaf pattern with the fastest time winning. Gait required is the trot for the driving classes! Time Penalties: break in gait - 5 second for each occurrence; knocking/running over pylon - 10 seconds; knocking down a ball 5 seconds. Disqualification: off pattern, crossing start/finish line, major gait break.
- B. **Poles:** Participants can show in a roadster or driving cart for the Driving Classes. In the in-hand classes the horses are shown with a suitable halter and lead chain. It is a timed

event; timed on the horses nose. Judged on speed, completing of pattern and maintenance of gait. Contestants are to race to the end of the arena, weave in and out the poles/pylons and race to the finish line. Gait required is the trot for the driving classes! Time Penalties: knocking/running over pylon - 10 seconds; knocking down a ball 5 seconds. Disqualification: off pattern, crossing start/finish line. Proper attire: NO OPEN TOED SHOES.

C. Jumper - Class Set -up Guidelines:

1. Jumps for Jumpers will be made of 1-1 1/2" schedule 40 PVC piping or other suitable lightweight material with jump cups.
2. All jumps must be a minimum of five (5) feet wide, with a minimum of sixteen (16) feet between jumps, with the exception of an in and out. In and outs should be set approximately twelve (12) feet apart.
3. Jumps thirty-two (32') or more in height must have a second rail added. All post and rail jumps must have a ground pole.
4. Uprights to be a maximum of forty eight (48) inches in height. No jumps, including jump-offs to exceed 44". Any decorations or jump wings must not protrude more than twenty four (24) inches from the uprights.
5. The courses for jumper classes must be posted at least two hours prior to the scheduled time of the class. Course diagrams must show, with arrows, the direction each obstacle must be taken, and markers or a line must indicate the start and finish of the course.
6. The minimum age for a horse to enter jumper class is 3 years old.
7. Jumpers may show with braided manes and tails in the manner of their larger counterparts.
8. Judge(s) and Steward shall walk the Jumper course with designer and exhibitors prior to start of class.
9. All jumps used in performance classes must be collapsible.
10. Minimum of 4 obstacles with a maximum of 8 jumps.

D. Jumper - General Guidelines:

1. **Jumpers are scored on accuracy and speed**, based on faults incurred between the starting line and the finishing line. Exhibitors may go over jumps with horse. Whips are permitted and exhibitors type of footwear is optional. Front leg wraps and/or boots are optional. Circling once upon entering the ring and once upon leaving the ring is permissible, but not after crossing starting line.
2. Scoring. In SCORING jumpers, an in and out is to be considered as two jumps. Jumpers are to be scored on a mathematical basis and penalty faults include knockdowns, refusals, and elimination as follows:
 - a. Knockdowns - 4 second penalty faults (An obstacle is considered knocked

- down when in jumping an obstacle, a horse or handler, by contact, lowers the established height of the fence in any way.)
- b. Refusals - Each refusal is 3 second penalty faults (Stopping at an obstacle without knocking it down and with out backing, followed by jumping from a standstill is not penalized. However, if the halt continues or if the horse backs even a single step, side steps, or circles to retake the fence, a refusal is incurred).
 - c. Circling after crossing starting line - 3 second penalty faults. Circling -Any form of circle or circles whereby the horse crosses its original track between two consecutive obstacles or stops advancing toward or turns away from the next fence except to retake an obstacle after a disobedience.
 - d. Crossing your own path (as in circling between fences, not as in retaking a fence from a refusal) - 3 second penalty faults. A horse that has been penalized for circling cannot then be penalized again for crossing its own path at the same obstacle.
 - e. Causes for elimination:
 1. 3 refusals
 2. Off course
 3. Fall of horse and/or exhibitor
 4. Failure to pass through the start and/or finish cones and/or knocking such cones over.

Part 13 Hunters

A. Hunter - Class Set -up Guidelines:

1. Jumps for Jumpers will be made of 1-1 1/2" schedule 40 PVC piping or other suitable lightweight material with jump cups.
2. All jumps must be a minimum of five (5) feet wide, with a minimum of sixteen (16) feet between jumps, with the exception of an in and out. In and outs should be set approximately twelve (12) feet apart.
3. Jumps thirty-two (32') or more in height must have a second rail added. All post and rail jumps must have a ground pole.
4. Uprights to be a maximum of forty eight (48) inches in height. No jumps, including jump-offs to exceed 44". Any decorations or jump wings must not protrude more than twenty four (24) inches from the uprights.
5. The courses for hunter classes must be posted at least two hours prior to the scheduled time of the class. Course diagrams must show, with arrows, the direction each obstacle must be taken, and markers or a line must indicate the start and finish of the course.
6. The minimum age for a horse to enter jumper class is 3 years old.
7. Jumpers may show with braided manes and tails in the manner of their larger

- counterparts.
8. Judge(s) and Steward shall walk the Jumper course with designer and exhibitors prior to start of class.
 9. All jumps used in performance classes must be collapsible.
 10. Minimum of 4 obstacles with a maximum of 8 jumps.
- B. Hunter - Class Guidelines:
1. Hunters are to be judged on style, manners, and way of going, with preference given to those horses who cover the course at an even pace, with free flowing strides, as in a brisk trot or canter, but must maintain same gait throughout the entire course. Circling once upon entering the ring and once upon leaving the ring is permissible. Charging fences, or not maintaining the same gait throughout the entire class should be penalized. Upon completion of the entire class over jumps, finalists will be trotted past the Judge(s) for soundness check. Any unsound horse will be eliminated. Horses shall not be required to re-jump the course.
 2. Obstacles should simulate those found in hunting, such as natural post and rail, brush, stone wall, white board gate, hedge, oxer, etc.
 3. Causes for elimination in Hunter classes:
 - a. Three (3) refusals
 - b. Off Course
 - c. Crossing your own path (as in circling between fences, not as in retaking a fence from a refusal or when following a course design).
 - d. Fall of horse or exhibitor
 - e. Jumping of obstacle by exhibitor
 - f. Carrying a whip
 - g. An unsound horse
 4. Major faults to be scored:
 - a. Knockdowns
 - b. Touches
 - c. Refusals
 - d. Bucking or Kicking
 - e. Spooking or shying
 - f. Wringing of tail
 - g. Showing an obstacle to horses
 - h. Not maintaining an even pace

Part 14 – Liberty Class

- A. General: Liberty is demonstrating the natural beauty of the miniature horse. Horses are to be judged on style, grace, animation, gaits, presence, and ease of catching. The liberty horse is expected to perform at both a canter and a trot.

- B. It is the Steward's responsibility to time Liberty classes and to be in possession of a stopwatch. The Steward should be in the same location as the Judge(s) to adjudicate the class. Timing will begin when the halter is dropped, not when the music starts, and the show announcer will announce TIME when the 1½ minutes performance time has ended to signal the exhibitor that they can begin the catch. Continue to time the catch. When the 2 minute catch time has elapsed, the show announcer will announce TIME to signal the end of the catch if the animal has not been caught. If the catch is not completed in the 2 minute allotted time frame, the exhibitor is disqualified.
- C. Only the exhibitor and one assistant will be allowed in the arena with horse. Whips and shaker bottles are allowed, but touching the horse with aids or hands will result in disqualification.
- D. Only the exhibitor can touch the horse during the catch. The horse must be caught and haltered by the exhibitor only within 2 minutes or be disqualified. The assistant may not touch the horse at any time.
- E. Music is required.
- F. No deliberate interference with the horse from outside the ring. Announcement is to be made prior to the class to specify that no outside assistance is allowed.
- G. All horses entered in the Liberty class must be at least one year old.
- H. Exhibitor and assistant should wear appropriate, tasteful attire. A safe costume or theme outfit is allowed for exhibitor and assistant only. The horse must be shown natural, no costume, no glitter, no ribbons.
- I. If the entered horse falls during its performance the entry is disqualified.
- J. Entry will be disqualified if horse leaves the ring during competition or catch time.

Part 15 – Costume Class

- A. General: Costume classes are to be judged 75% on originality of costume and 25% on presentation.
- B. To be shown at a walk both ways of the arena and lined up in the middle of the arena for final judging.
- C. Costume entries may be led, ridden, or driven and may utilize one or more handlers,

horses and/or other animals. For safety reasons, attendants 16 years of age and older may be allowed in the ring during Youth Costume. Attendant must not interfere or influence with individual's or equine's performance.

- D. Costumes must be considered safe.

Part 16 – Versatility Class

- A. The horse will be shown as a driving horse, shown in halter, and shown as a hunter, in that order. Once the horses come in to their line up, grooms/headers are allowed in. Before competitors are allowed their 2 minute untacking and grooming prep, it shall be announced that: **HORSES ARE TO REMAIN IN THE SAME ORDER FOR THE REST OF THE CLASS AS THEY GO ON THE RAIL, BOTH FOR THE HALTER AND HUNTER PORTIONS.** At the end of the two minute period, grooms shall leave the arena with the carts and all tack, and horses are then asked to follow the direction of the Ringmaster as they line up for inspection at halter. When their halter inspections are completed, they again follow the Ringmaster in the same order and proceed to the hunter course. The hunter requirements for judging, faults, elimination, and fences are to meet the same requirements as specified under the Hunter section, Part 20 above. There shall be 2 to four fences. When all have completed the hunter course, they must trot for soundness before the Judges. Horses do not leave the arena between divisions. All three divisions to count equally. Horses must **complete all three divisions, without disqualification**, to be eligible for a ribbon.
- B. Open to Pleasure, Country Pleasure, and Park horses.

Part 17 – Roman Chariot Event

- A. General: This class is intended as a display of horsemanship, with a team of horses hitched to a Roman style chariot, with emphasis on the authenticity of the chariot, harness and drivers apparel. There were several different types used for chariots in that era, such as fighting vehicles, racing, parades and transportation for royalty. Any of these themes may be used as a re-enactment of this era.
- B. The origin of parading of horses before a race or competition was said to have started with the chariot horses at the time. Therefore, at the discretion of show management and allotment of time, entries may be permitted to parade their horses and rigs in the arena before the beginning of the class. Banners, flags and capes, representing stables, sponsors, etc. may be displayed and carried by the drivers at this time. All entries may parade at this time at a collected trot only, for the audience to inspect. The entries will exit the arena, shed their over robes, banners, flags, etc. and will be ready for competition. No flags or banners are allowed in or around the arena at the time of

competition.

C. Specifications:

1. Drivers must be 16 years old or older.
2. A driver may talk to his horse(s) as long as it does not interfere with other horses.
3. Manners and safety are of utmost importance in this class. Judge may disqualify any entry that is deemed unsafe or unruly.
4. Horses in the team must show in the same gait (not one trotting and the other cantering or walking).
5. Horses may be light shod.
6. Whips of appropriate size are permissible, no bullwhips, etc.
7. Open bridles are permissible, side or over checks are permitted.
8. Open to 38" and under, class may be divided 34" and Under and 34" to 38" if four (4) entries of each division are entered.
9. Header is encouraged.

D. Chariot:

1. Chariot must be safe. Chariot deemed unsafe by Show Management, Steward, or Judge may be disqualified from showing.
2. Chariots should resemble the Roman chariots and attire should resemble the Roman era and will be judged accordingly.
3. No weapons allowed on the chariots, drivers or horses.
4. Chariots and harness may have logos, farm names or sponsor names displayed.
5. Only four (4) chariots may be in the ring at one time and must stay well spaced and on the rail.
6. Judge may bring in the top qualifying chariots, four(4) at a time for final workout.

E. Ring Procedure:

1. Horses are to enter the ring counter clockwise (to the right) at a collected trot. To be shown both ways of the arena at a collected trot, slow canter, hand gallop and walk. Horses to reverse at a walk on the diagonal. Must stand quietly, are not required to back. To be judged 50% on manners and performance and 50% on fit and appropriateness of vehicle and harness, over all appearance.
 - a. Walk: A free, regular and forward moving four beat gait. Horses must appear calm and well mannered.
 - b. Collected trot: Horses to give an airy appearance while also showing that they have perfect manners, good mouths and under control at all times.
 - c. Slow Canter: Horses must demonstrate a slow canter in unison, be calm and light mouthed. Racy appearance will be penalized.

- d. Hand Gallop: Horses must do a hand gallop in unison, not at full speed or racing or giving the appearance of being out of control. Manners are dominate at this gait and unruly horses or unsafe driving will result in disqualification. Horses must be called to a walk after a hand gallop and line up for final inspection. Header in at this time.
- E. Single Roman Chariot:
 - 1. Chariot to be pulled by a single horse with class requirements and judging to be the same as the Roman Chariot hitch team specifications.
 - 2. Drivers to be 13 years old and older.

Part 18 – Leadline

Horse to be 38” and under. Rider to be six years old or younger. Leader must be 16 years of age or older. Horse to be led both ways of the ring, to line up and stand quietly. To be judged on rider’s ability to handle and aid the horse. Mares and geldings only, no stallions. Entry is made in the name of the rider.

Part 19 – Waiter Class

Safety is of utmost importance. Emphasis is placed on the handlers ability to drive the cart, maintain control of the horse as well as a full glass of water! All participants are to enter the ring, line up in the center, stand quietly until all glasses are filled. Proceed out on the rail at the Judges command. Entries will carry a full wine glass by the stem of the glass (one glass in each hand). Glasses must be held out in front of the driver and the top of the glass cannot be covered. The handler must drive, obeying the commands of the Judge (walk, trot, halt and back up) and keep a full glass. The entries in each class that have the most left in their glasses will be declared the winner. Entries are to proceed to the centre of the ring when their glasses are empty.

Part 20 – Speciality Classes

Additional classes may be offered by a show. If any of the classes are offered, a class description must be provided by the Show Manager and be available at the show for handlers.